




Girl Scouting builds girls of courage, confidence, and character, who make the world a better place.

GIRL SCOUT GOLD AWARD.®

CEREMONY RESOURCE GUIDE




GIRL SCOUT COUNCIL OF ORANGE COUNTY

MAY 2010



Girl Scout Council of Orange County



Celebrate! Going for the Gold

Earning the Girl Scout Gold Award is a great way to wrap up your experiences in Girl Scouting and it is an achievement worthy of a celebration. This resource guide is designed to help Gold Award recipients, parents, and family, advisors, and service unit members plan ways to acknowledge the hard work and dedication that it takes to achieve Girl Scouts' highest honor.

Once you have earned the Girl Scout Gold Award, you may choose to receive the Girl Scout Gold Award pin at a troop or community ceremony. This will help to ensure that you are recognized in a meaningful way and that each girl is truly honored and given the recognition she deserves. It is the hope that this will be more personal and reflect the individual accomplishments of girls.

All Girl Scout Gold Award recipients are invited to join the Girl Scout Gold Award Honor Wall. The Honor Wall is located in the lobby at the Council Headquarters in Irvine.

Keeping the "Girl" in Girl Scout Gold Award Celebrations

It is important that the achievements of a Gold Award recipient be celebrated by her community; however, she should have input into how it is done. Girls should be comfortable with the time, place, and manner in which she is acknowledged and may elect to play an active part on the planning team. A ceremony and celebration is also a time for the recipient to acknowledge those who have helped her along the way and to inspire younger girls. A ceremony should include her unique style and personality.

Note: Please consider the materials included in this resource guide (invitations, programs, agendas and scripts, etc.) as sample materials. Your creativity and sense of style, along with the ideas of the girls, can enhance and build upon these materials. This resource guide is designed to help you plan a Gold Award Ceremony by providing you with sample organizational and creative ideas.

Girl Scout Council of Orange County

Girl Scout Gold Award® Ceremony Resource Guide

Table of Contents

Celebrate! Going for the Gold.....	2
Keeping the “Girl” in Girl Scout Gold Award Celebrations.....	2
How the Girl Scout Council of Orange County Can Help.....	4
Frequently Asked Questions.....	6
Girl Scout Gold Award History.....	7
Girl Scout Gold Award Requirements.....	8
Benefits of Earning the Girl Scout Gold Award.....	9
Sample Plan: Individual/Troop Gold Award Ceremony.....	10
Sample Plan: Service Unit/Bridging Event Gold Award Ceremony.....	11
Sample Girl Scout Promise and Law Ceremonies.....	12
Sample Wording for Elements of a Gold Award Ceremony.....	13
Sample Gold Award Presentation Script.....	14
Additional Resources.....	16

How the Girl Scout Council of Orange County Can Help

Upon final project approval, the Girl Scout Council of Orange County will:

Notify to obtain certificate and letters of recognition from: Please do not contact these individuals we will do it.

- GSUSA – certificate
- GSCOC - CEO and Board Chair
- US Postal Service
- Military Order of World Wars
- The President of the United States
- US Senators from California
- US Representative based on district
- California State Governor
- LT Governor
- Secretary of State
- State Superintendent of Public Instruction
- California State Senator based on district
- California State Assembly based on district
- Orange County Supervisors based on district
- Orange County Department of Education
- You may contact your local officials i.e. Mayor, principals

Provide one free Girl Scout Gold Award pin.

Provide an official Certificate of Recognition from the Girl Scout Council of Orange County signed by the Council President and Chief Executive Officer.

Process orders placed by you for Girl Scout Parent pins are processed through the Girl Scout Leadership Experience Department. *Note: Some stock for additional Girl Scout Gold Award memorabilia may be available in the Council Shop, but please allow time to order special items.*

Add your name to the Gold Award Alliance list. The Gold Award Alliance is an honorary organization for those who have earned the highest award in Girl Scouting, including the Golden Eaglet, First Class, Curved Bar, and Gold Award.

Send a press release to newspapers in your area regarding your achievement.*

**Please understand that the Girl Scout Council of Orange County cannot control what newspapers choose to print, the length of an article, or whether they will include a picture.*

Provide a Girl Scout Gold Award Ceremony Resource Guide or other assistance you may require to celebrate your amazing achievement!

Girl Scout Council of Orange County

Frequently Asked Questions

What can I expect from GSCOC?

The Girl Scout Council of Orange County recognizes Girl Scout Gold Award recipients who have completed the requirements for the Girl Scout Gold Award by providing letters, certificates, pins, photos, and notebooks. Use this council resource for help with planning a meaningful Gold Award ceremony.

How do I get my Gold Award pin?

Once girls have earned the Gold Award they should notify the council of their ceremony date as soon as possible to allow time to request certificates and letters, obtain a pin, and prepare a personalized notebook for each Gold Award recipient. These items will be requested once a girl submits her Final Report and obtains final approval.

If there is no ceremony planned, or if council staff are not notified to coordinate plans for pick up/delivery of pin and notebook, these items will be mailed to the girl at her home address when they become available.

How do I get my official Girl Scout Gold Award portrait on the Girl Scout Gold Award Honor wall in the lobby at the Council Headquarters?

Once girls have earned the Gold Award they may select a date and time to have their official portrait taken with our selected photographer. Appointments are strongly encouraged. There are several Girl Scout Gold Award Picture Days scheduled each year. Check on the council website for details.

What if I am a Girl Scout Independent and I have no troop ceremony?

Girl Scout Independents are encouraged to participate in a local service unit or community ceremony. Interested girls should contact their local service unit manager or council staff to find out what ceremonies are happening in their community.

Girl Scout Gold Award History

“The five requirements for winning the Golden Eaglet are character, health, handicraft, happiness and service, and that others will expect to find in our Golden Eaglet a perfect specimen of girlhood: mentally, morally, and physically.”

Juliette Gordon Low, *The American Girl*, November 1923

Those who have earned the Golden Eaglet, the Curved Bar, the First Class pin or the Girl Scout Gold Award all reflect this image that the founder of the Girl Scout Movement envisioned as girls deserving of top honors. Despite name changes and requirement revisions of Girl Scouting’s highest recognition, recipients of these awards have always epitomized the dedication, commitment, and perseverance gained through Girl Scouting. For example:



Golden Eaglet

A 1916 Girl Scout Golden Eaglet awardee might have earned fourteen badges in such categories as Cook, Sick-Nurse, Dairy-Maid, Needlewoman, Athletics, Swimmer, Health or Civics. The highest award in Girl Scouting from 1916-1919, the Golden Eagle of Merit marked the beginning of a long tradition of using prestigious awards to recognize girls who make a difference in their communities and in their own lives.



Curved Bar

In 1940, a Girl Scout who earned a Curved Bar might have worked on badges under such groupings as Agriculturist, Ambassador, Flier, Homemaker, Docent or Entertainer to meet the requirements for this top honor. From 1940-1963, the Curved Bar Award was the highest honor in Girl Scouting.



First Class

In addition to earning a specified number of badges, a 1963 First Class award recipient was required to meet four “challenges.” These challenges, which were real-life situations designed to test a girl’s skill and knowledge, included “The Challenge of Emergency Preparedness,” “The Challenge of Active Citizenship,” “The Challenge of Social Dependability,” and “The Challenge of the Girl Scout Promise.” From 1963 to 1980, First Class was the highest award. To achieve First Class meant that a girl was an “all-around” person with some skills in many fields and a proficiency in one.



Girl Scout Gold Award

Today’s Girl Scout Gold Award recipients are building homes for the homeless and setting up after-school reading programs for younger children. Girls focus on their interests and complete a personal journey through leadership skills, career exploration, self-improvement, and service. As part of a movement of 10 million girls worldwide, a recipient of the Girl Scout Gold Award joins the ranks of generations of young women who have made a difference in their communities both locally and globally.

In essence, the times may change, but Girl Scouting continues to encourage girls to “go for the gold” and be the best they can be at whatever they do.

Girl Scout Gold Award Requirements

Girl Scout Seniors in grades 9-10 and Girl Scout Ambassadors in grades 11-12 are eligible to earn the Girl Scout Gold Award. The guidelines are currently in transition to include the Girl Scout Journey program.

The new “journey path” requirements take effect in the fall of 2011. They include:

- Complete two Girl Scout Senior or Ambassador Journeys or complete one Girl Scout Senior or Ambassador Journey and have earned the Girl Scout Silver Award.
- Plan and implement an individual “Take Action” project that reaches beyond the Girl Scout organization and provides a sustainable, lasting benefit to the girl’s larger community. The suggested minimum hours to complete the Gold Award project is 80 hours.

If the majority of work will be done after fall of 2011, troops and girls must use the new “journey path” requirements. If most of the work will be done before that, troops and girls can choose either set of guidelines.

The old “Go For It!” requirements updated in 2004 include:

- The Girl Scout Gold Leadership Award, which requires girls to complete 30 hours of leadership work, as well as earn three Interest projects and one Focus Book relevant to their project.
- The Girl Scout Gold Career Award, which requires girls to complete 40 hours of career exploration.
- The Girl Scout Gold 4B’s Challenge, which requires girls to assess their community and its needs, and develop a vision for change. Up to 15 hours work on the 4B’s Challenge may be counted toward the 65 hours for the service project.

Once these steps have been met, girls use their vision for change to complete a service project that reaches beyond the Girl Scout organization and provides lasting benefit to the girls’ larger community. It requires a minimum of 65 hours of work in planning and actually completing the project. All of these hours must be completed by the award recipient, and though it is encouraged that the girl use troop members and others from the community to help her, their time spent does not count toward her 65 hour requirement. Plans must be developed with the aid of an advisor, then a project proposal must be submitted and approved by the girls local council before starting the project, and a final report after the project’s completion.

Benefits of Earning the Girl Scout Gold Award

- The Girl Scout Gold Award is the highest award in Girl Scouting. A national award, with national standards, it represents girls' time, leadership, creativity, and effort contributed to take action in their community and make the world a better place.
- A young woman who has earned the Girl Scout Gold Award has become a community leader. Her accomplishments reflect leadership and citizenship skills that set her apart.
- An increasing number of colleges and universities have recognized the achievements and leadership abilities of Girl Scout Gold Award recipients by establishing scholarship programs for them. Although Girl Scouts of the USA does not award scholarships to Girl Scout gold award recipients, GSUSA does publish the Scholarships for Girl Scouts Directory, which lists these schools. Copies of the directory are available at Girl Scout councils and online.
- A Girl Scout who has earned her Gold Award immediately rises one rank in any one of the U.S. military branches.
- The achievements of Girl Scout Gold Award recipients are acknowledged by many government and non-profit organizations. A list of these organizations is available for Girl Scout councils.
- Many state and local organizations also acknowledge the recipients of the Girl Scout Gold Award.
- The Girl Scout Gold Award projects themselves solve community issues and improve lives.
- The Girl Scout Gold Award process creates assets for the community and the future.

Sample Plan: Individual/Troop Gold Award Ceremony

Flag ceremony – Younger troop members/other Girl Scouts. Contact service unit manager for help organizing.

Welcome Message/keynote speaker – Advisor or Mistress/Master of Ceremonies, inspirational speaker. Council representatives are available by contacting your Volunteer Support Specialist.

Invocation (optional) – Pastor, Minister, Rabbi, or other spiritual advisor/important adult.

Girl Scout Promise and Law – Focuses on the Girl Scout Promise and Law and other important Girl Scout ideals. (Candlelight ceremony optional.)

Introduction of Gold Award recipient(s) – Ask girls to come forward so they can be seen by all. They may have a special seat, depending on the length of the ceremony.

Introduction of Honored Guests – Important guests should be introduced as witnesses to the presentation of the award pin. This may include parents, local government officials, etc.

Introduction or Definition of the Girl Scout Gold Award – Council representative, key volunteer, or advisor can share with the audience the history of the award. This information may also be included in the written program.

Focus on the recipient(s) – A brief biographical review of the recipient(s) and their development into young women. This may include personal triumphs, amusing stories, and other illustrations of their personality and character. This can be done by an advisor, past troop leader, or other adult that knows the girls well.

Recipient(s) Qualifications – Advisor outlines what the recipient(s) did to complete the requirements of the award.

Presentation of the Gold Award – Gold Award Alliance member (past Gold Award recipient), committee member, advisor, or a volunteer who is significant to the recipient presents the Gold Award pin to the recipient. This person can also present it to the parent or advisor, who then pins it on their uniforms.

Response of the Recipient(s) – Each recipient makes a few comments on what it has meant to earn this award, says thank you to those who assisted her (including parents or advisors), and presents Gold Award parent pin(s).

Messages of Congratulations – Letters of congratulations can be read or special guests can be invited to say a few words.

Message from the recipient(s) to other Girl Scouts (optional, may be combined with Response of the Recipient) – Recipient offers words of encouragement to younger Girl Scouts, talks about what being a Girl Scout has meant to her.

Closing Comments – Mistress/Master of Ceremonies or other designated person offers general closing comments and invites everyone to the reception.

Closing song (optional) – Words can be printed in the written program.

Closing Flag Ceremony – Younger troops members/other Girl Scouts.

Reception

Additional songs, poems or readings may be added as time allows.

Sample Plan: Service Unit/Bridging Event Gold Award Ceremony

Note: This format can be used as part of a larger recognition or bridging program. Depending on the length of the event and how many Gold Award Girl Scouts will be presented with an award, optional elements (with an asterisk) can be added or omitted. Gold Award recipients may be asked to display their Gold Award final project notebook, photos, or other display during the event reception.

During the Gold Award section of the program:

Introduction of the Gold Award Recipient(s) – Ask girls to come forward so they can be seen by all. They may have a special seat, depending on the length of the ceremony.

***Introduction of Honored Guests (if present)** – Important guests should be introduced as witnesses to the presentation of the award pin. This may include parents, grandparents, local government officials, etc.

Introduction or Definition of the Gold Award – Council representative, key volunteer, or advisor can share with the audience the history of the award. This information may also be included in the written program.

Focus on the Recipient(s) (length optional) – A brief biographical review of the recipient(s) and their development into young women. This may include personal triumphs, amusing stories, and other illustrations of their personality and character. This can be done by an advisor, past troop leader, or other adult that knows the girls well.

Recipient(s) Qualifications – Advisor outlines what the awardees have done to complete their qualifications.

Presentation of the Gold Award – Gold Award Alliance member (past Gold Award recipient), committee member, advisor, or a volunteer who is significant to the recipient presents the Gold Award pin to the recipient. This person can also present it to the parent or advisor, who then pins it on their uniforms.

Response of the Recipient(s) – Each recipient makes a few comments on what it has meant to earn this award, says thank you to those who assisted her (including parents or advisors), and presents Gold Award parent pin(s).

***Messages of Congratulations** – Letters of congratulations can be read or special guests can be invited to say a few words.

Message from the Recipient(s) to younger Girl Scouts (optional, may be combined with Response of the Recipient) – Recipient offers words of encouragement to younger Girl Scouts, talks about what being a Girl Scout has meant to her.

Sample Girl Scout Promise and Law Ceremonies

Candle Lighting Promise and Law Ceremony

Items needed: 14 candles (3 for Promise, 10 for Law, and 1 to help light candles)

The candles are arranged in horseshoe formation around a table. Open end of the horseshoe should be toward the audience. The leader, or one of the girls, begins the ceremony by explaining the symbolism of the candles (see above). The participating girls and/or adults begin to light the candles. One candle is lit for each of the three parts of the Girl Scout Promise and the ten parts of the Girl Scout Law. The number of participants will determine how many candles each girl lights. If you need more “parts,” consider having one girl(s) speak and one girl(s) light candles.

Part 1 – The Girl Scout Promise: On my honor, I will try (this is the candle used to light all the others)

Part 2 – To Serve God and my country

Part 3 – To help people at all times

Part 4 – And to live by the Girl Scout Law.

Part 5 – The Girl Scout Law: I will do my best (no candle lit)

Part 6 – To be honest and fair

Part 7 – Friendly and helpful

Part 8 – Considerate and caring

Part 9 – Courageous and strong

Part 10 – Responsible for what I say and do

Part 11 – And to respect myself and others

Part 12 – Respect authority

Part 13 – Use resources wisely

Part 14 – Make the world a better place

Part 15 – And be a sister to every Girl Scout.

Flowers of Friendship Promise and Law Ceremony

This variation of the Girl Scout Promise and Law ceremony uses flowers instead of candles (may be used for sites which prohibit open use of flames).

The original ceremony appears in Ceremonies in Girl Scouting; however, this has been updated to reflect the current wording of the Girl Scout Law.

Items needed: Ten groups of flowers, a container to set flowers in, and sachets of potpourri for each girl.

Introduction: In almost all countries and cultures there are ceremonies to mark important events in life – days of celebration, sad days, joyous days, days on which a special commitment is made, days that mark an achievement. Girls Scouts, too, have ceremonies to mark events and significant days. The Girl Scout Promise and Law are the foundation of all Girl Scouting. The Promise is like a basket that holds flowers. Flowers have always played an important role in human life. From the very earliest times, they have been given as tokens of love and respect and have served in ceremonies and rituals of all types. The flowers we mention in this ceremony symbolize the ten parts of the Girl Scout Law.

Continued on next page...

Flowers of Friendship Promise and Law Ceremony continued...

Main Part of Ceremony:

Please join me in reciting the Girl Scout Promise. (All girls recite.) And now we will dedicate ourselves to living the Girl Scout Law (as each part is read, the corresponding flower is placed in the basket).

I will do my best to be:

honest and fair,

This part of the law is represented by white chrysanthemum. It shows truth, honor, trustworthiness, equality, and fairness.

friendly and helpful,

The zinnia represents thoughtfulness about friends, while baby's breath represents generosity.

considerate and caring,

Together, a red and white rose stand for a warm and caring heart.

courageous and strong,

The garlic plant grows anywhere and has a strong flavor. It represents courage and strength of character and body. The Indian paintbrush shows cheerfulness even in difficulty.

and responsible for what I say and do,

The gladiola symbolizes strength of character, maturity, and responsibility. Binding it with straw, we show that we honor our word and keep our agreements.

and to respect myself and others,

The white rose and zinnia show that we hold ourselves worthy and good. Winter greens symbolize the harmony we try to keep between ourselves and others.

respect authority,

The daffodil represents careful thought, attention, and concern. With the daffodil, we are saying that we hold others with high regard.

use resources wisely,

The foxglove shows thriftiness. When we use our resources wisely, we are being thrifty.

make the world a better place,

The cattail represents the peace we are trying to bring to the world when we help others. The caladium shows the great joy and delight we take in the world around us.

and be a sister to every Girl Scout.

With the striped carnation, we are saying that we think about those Girl Scouts and Girl Guides who are not here with us. It helps indicate our love for our sister Scouts and Guides.

Closing: The satchet (or potpourri) symbolizes our dedication to the Girl Scout Promise and Law. Flowers alone do not last. The satchet (or potpourri), a combination of colors, textures, shapes, and aromas of each of the symbolic flowers, will always remind us of our commitment. A gift of fragrance is a gift of remembrance.

Sample Wording for Elements of a Gold Award Ceremony

Sample Welcome/Opening Comments:

We're here to honor these exceptional girls for completing their Girl Scout Gold Award. Earned by only 5% of high school Girl Scouts, this is the most prestigious award in Girl Scouting. These girls have shown they are committed to working toward the goals they set for themselves and improving the world around them. The requirements to earn the Girl Scout Gold Award involve skill development, leadership experience, career exploration, and service to the community. Girls develop crucial life skills such as goal setting, documentation, and planning for action. We honor girls for their work and celebrate with them, for they have grown during this pursuit.

Sample #1 Introduction of the Girl Scout Gold Award:

The Girl Scout Gold Award is the highest award that a Girl Scout may earn. Someone once described the Girl Scout Gold Award as being "what you really want to be remembered for" in Girl Scouting. For many, the leadership skills, organizational skills, and sense of community and commitment that girls gain from "going for the Gold" cement the foundation for a lifetime of active citizenship.

The requirements are:

1. Build a Framework
2. Earn the Girl Scout Gold Leadership Award
3. Earn the Girl Scout Gold Career Award
4. Complete the Girl Scout Gold 4 B's Challenge of Becoming, Belonging, Believing, and Building
5. Plan It!
6. Implement a project plan for at least 65 hours of work.
7. Reflect and Evaluate.

Sample #2 Introduction of the Girl Scout Gold Award:

The Girl Scout Gold Award, the highest award that can be earned by a Girl Scout, honors girls who demonstrate an exceptional commitment to their communities and an outstanding dedication to achievement. To receive the award, a Girl Scout must earn other recognitions and plan and carry out a Girl Scout Gold Award project, which requires at least 65 hours of work. Gold Award recipients are eligible for special college scholarships, are officially recognized by the United States government, and have preferred status when applying for jobs with many prospective employers.

Sample Gold Award Presentation Script

Presenter- “It is now my pleasure to recognize (a) recipient(s) of the Girl Scout Gold Award to (#) young women.”

“The Girl Scout Gold Award is the highest award a girl may earn in Girl Scouting. In order to earn the Girl Scout Gold Award, girls must first complete a series of pre-requisites which take a minimum of 18 months to complete and cannot be started until the girl is 14 or in the 9th grade. These pre-requisites are designed to give girls experiences in goal setting, leadership, career exploration and community service, all while girls are learning a variety of skills ranging from working on vehicles to designing the latest in fashion.”

“Once the pre-requisites are completed, girls may then submit the plan for their Girl Scout Gold Award project. Their projects need to combine their skills and their passions in unique ways that when completed will leave a lasting mark on society.”

“Girls must meet with members of the Gold Award Support Group to get their project approved. The project must be a minimum of 65 hours of the girl’s individual contribution. In reality, most Girl Scout Gold Award recipients spend much more time...time that is squeezed in with school activities, athletics, significant contributions to their churches and temples, part-time jobs, college applications and grueling academic demands. Because of the rigors involved in earning the highest award in Girl Scouting, it is not surprising that only 5% of those Girl Scouts eligible to earn the Gold Award do so.”

“In each of the (number years since Gold Award was introduced in 1980- subtract 1980 from current year; ie. 2010-1980=30) years since the inception of the prestigious Gold Award, our council has exceeded this national average. A young woman who has earned the Girl Scout Gold Award has become a community leader and her accomplishments reflect her passion and strong sense of duty set her apart. In the (number years since Gold Award was introduced in 1980) years since its inception more than (total number of GSCOC recipients (contact council for current number)) Girl Scouts in our council have earned the Girl Scout Gold Award.”

"This year, another (number of recipients (contact council for current number)) girls have joined their ranks. And so, today, we welcome (#) new recipients into this elite group."

When recognizing each participant the following may be included in the presentation:

- *Recipient's troop #, troop name, and community*
- *Recipient's plans for college*
- *Number of years recipient has been a Girl Scout*

Take time to share each recipient's project including the following:

- *Title of the Girl Scout Good Award project*
- *Brief description of the project*
- *Agency/organization that recipient worked with*
- *How the project made/makes the world a better place- who benefited from the efforts of the recipient*
- *What leadership skills were utilized- what did the recipient learn*
- *Optional: Include a meaningful quote from the recipient, project advisor, etc. related to the project*
- *Optional: Include a photo presentation showing meaningful individual or troop Girl Scout experiences*

Finish each presentation with:

"It is my pleasure to present the Girl Scout Gold Award to Name(s) of Gold Award recipient(s)."

(Pause for applause.)

"We are proud to have so many young women 'go for the gold' each year. At this time I would like to ask all Girl Scout Gold Award recipients and those who have earned the Girl Scout Gold Award, First Class, The Curved Bar, or the Golden Eaglet, to please stand."

(Pause to clap for all standing.)

"There is a lot of history in this room, our council... etc."

"Name(s) of Gold Award recipient(s), congratulations and welcome to this sisterhood. Thank you."

Additional Resources

The following resources may be helpful when planning a Gold Award ceremony:

Let's Celebrate! Girl Scout Ceremonies

Copyright 2004, Girl Scouts of the United States of America

Ceremonies in Girl Scouting

Copyright, Girl Scouts of the United States of America

Girl Scouts of the United States of America
(Girl Scout Central, Girl Scout Gold Award)


www.girlscouts.org

STUDIO 2B

www.studio2b.org

STUDIO 2B Focus Girl Scout Gold Award Go For It!

Copyright 2004, Girl Scouts of the United States of America



GIRL SCOUT COUNCIL OF ORANGE COUNTY
9500 TOLEDO WAY
IRVINE, CA 92618
(949) 461-8800
WWW.GSCOC.ORG



Girl Scouts®